

# Face and Foreground and Background Detection Estimation Using Adaptive Based Algorithm in Real Time Video's

ANNAPURNA<sup>1</sup>, UMA GAYATHRI<sup>2</sup>, DR. SIVABALAKRISHNAN<sup>3</sup>

SCHOOL OF COMPUTING SCIENCE AND ENGINEERING, VIT UNIVERSITY

**Abstract:** This paper presents near to estimate the background and foreground detection. In moving objects victimization mobile camera's to notice the human behavior or notice the external body part. In real time mobile camera's it's tough to implement. It's each applicable to static and dynamic background image frames of real time video victimization mobile camera. It's supported video closed-circuit television, a true time mobile camera is employed in dynamic and wider manager vary. The advantage is while not previous data of camera motion it estimate the background and notice the foreground, hue channel information and finding occlusion within the video. Rather than victimization balloting primarily {based} rule accommodative based rule is employed. It brings home the bacon the information measure utilization and potency.

**Index terms:** Background estimation, foreground detection, hue, occlusion, real time video using mobile camera

## I. INTRODUCTION

In few years, to improve our public safety and security. we'd like surveillances system. It guaranty the standard and security of human life cycle . It plays a vital role in indoor and out of doors watching. It explains the system consists of camera's that are fastened in the particular area which to be sense and monitor the targets. Then it transmits the video knowledge to the actual network to control station for recording and analyzing .It is applied in several areas like industries, commercial, transportation area.

It offers accurate visual watching knowledge victimization mobile cameras or multiple cameras. It transmits the \$64000 time video to network it is a difficult task as a result of video sometimes contain large amount of information ,quality and transmission at the side of the restricted information measure .

Once the transmission amount of information exceeds the accessible information measure, excessive video flow in the network would possibly lead to delay and loss of packets at the side of performance conjointly degraded. It estimates the background and foreground mask in moving objects victimization mobile cameras. In real time mobile camera's it is troublesome to implement.

It is each applicable to static and dynamic background image frames of real time video victimization mobile camera. It is based on video surveillance system; a real time mobile camera is employed in dynamic and region, contour and histogram of input video in each frame wider manager range. The advantage is without prior information of camera motion it estimate the background of the video. It attains the information measure utilization and potency. It's different frame techniques. The technique explains the binary image that identifies area

with important distinction between the two area frames. Here Fig 1 represents the diagram of real time video in background estimation, it conjointly represents the pal

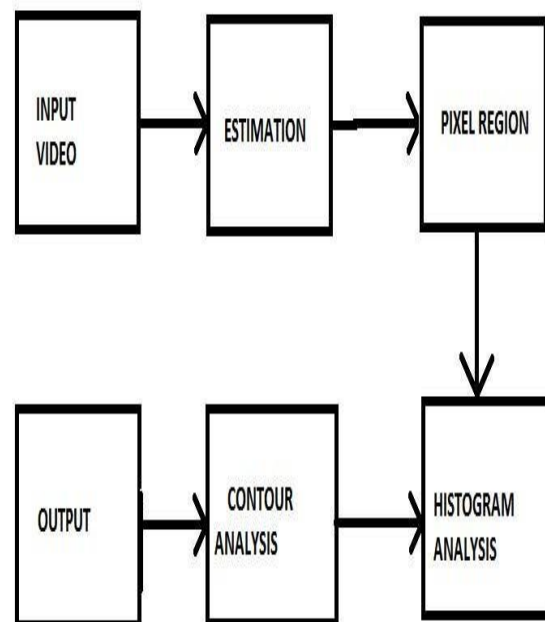


Fig No : 1 Block Diagram

Contour represents the final form or define of the article. Pixel region represents the littlest area which might run as separate color a picture or video.

## II. REAL TIME ANALYSIS OF VIDEO FRAME ESTIMATION:

It estimates the background of every frame in the video and it discover the RGB or pixel

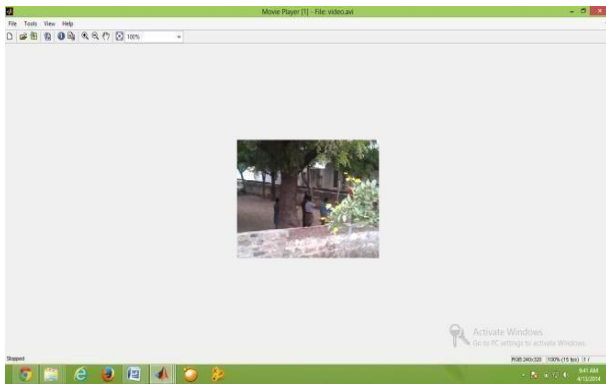


Fig 3 Input Video

Histogram is mostly a bar diagram/chart. Which represents the frequency of currencies of the pixel values. bar chart of video Fig four. The bar chart block computes the frequency distribution of the weather in the input . The running bar chart check box permits to select between basic operation and running operation.

Block distributes the weather of the input into the no of discrete bins and mere by the no of bins parameter n.

$$y = \text{hist}(u,n)$$

region and analysis of bar chart and contour

The difference between upper limit of bar chart and lower limit of bar chart is said to be equal breadth . A contour plot displays isolines' of matrix Z. Label the contour lines .Victimization the label contour (x,y) attract the contour plot chart of matrix and with n contour levels where n is scalar fig 5 represents the contour graph. Contour has X,Y,Z plane heights should be measure in graph as Z axis in X-Y plane

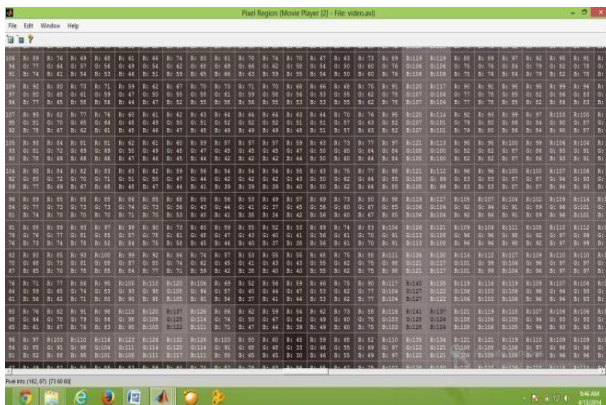


FIG 4 RGB PIXEL

Detection and tracking are important in computer vision applications. It detect a face to track, identify facial features to track and track the face in existing video frames. Once the face is found in the video and the next we should identify a feature.

Histogram is generally a bar diagram/chart. which represents the frequency of occurrences of the pixel values. Histogram of video Fig 4.

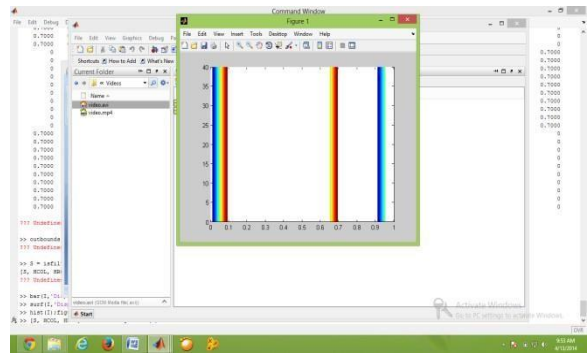


Fig 5 HISTOGRAM ANALYSIS

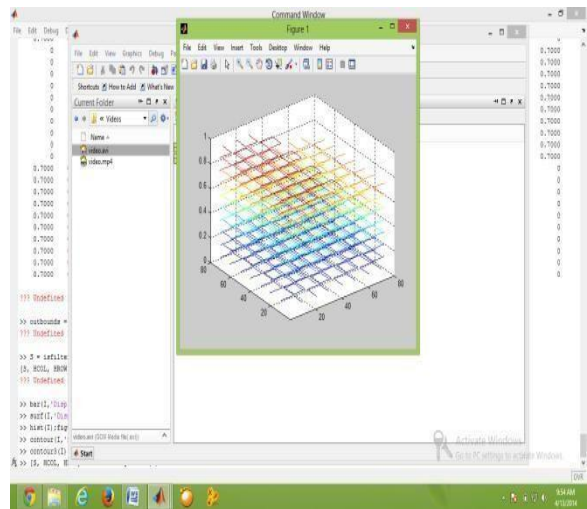


Fig 6

### III. DETECTION OF FACE IN REAL TIME VIDEO'S

The input video is given into the space Fig 7. The foreground detector object compares a gray scale video frame to a background model to work out the individual pixel area unit part of the background or a foreground. Occlusion is detected in the real time video.

After the input video given into the space. the real time video discover the face and in conjunction with hue channel information. Then it discovers the foreground of the video and background estimation. Occlusion is detected in the real time video.

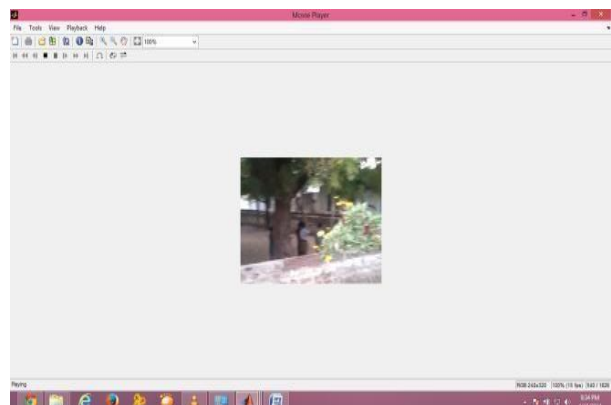


Fig 7 & Fig 8 Detection of face

#### IV. CAMERA MOTION AND DATA FRAME

In Image processing , image options area unit plays very important role in tracking , detection and recognition applications . Image options increase the accuracy .Image options area unit classified into two varieties frequency and texture options

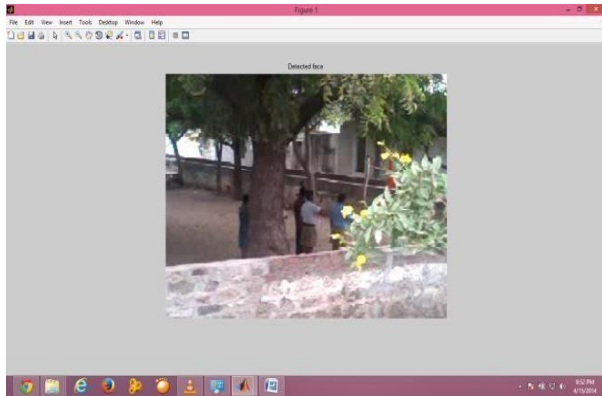


Fig 8

#### Hue channel information

The content based mostly temporal sampling has following observation .When the frame rate is high enough and motion of moving camera is relatively small and which area unit captured by the photographs area unit very small. Temporally similar image content over a bandwidth-limited network Don't seem to be economical for bandwidth utilization. we've got used choice based mostly algorithm for detection of moving objects in real time videos. Face detection victimization Gaussian mixture models and foreground detection

#### V. HUE DATA CHANNEL

The content based temporal sampling has following observation .When the frame rate is high enough and motion of moving camera is relatively small and which are captured by the images are very small. Temporally similar image content over a bandwidth-limited network are not efficient for bandwidth utilization. we have used voting based algorithm for detection of moving objects in real time videos.

Face detection using Gaussian mixture models and foreground detection

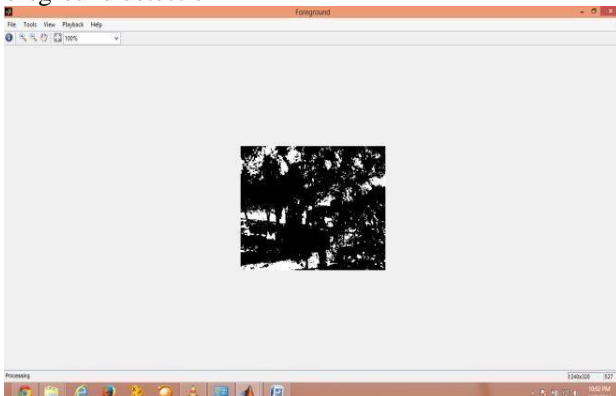


Fig 9

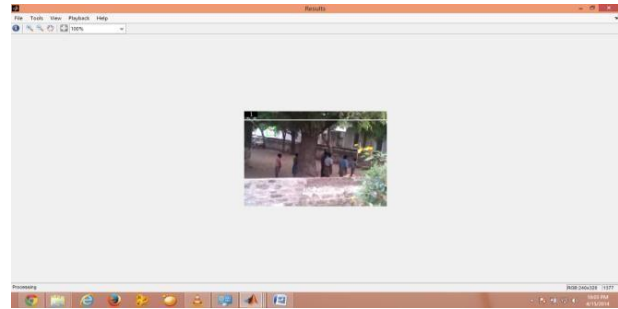


Fig 10 Foreground detection

#### VI. ARCHITECTURE

When the input video is given into space i.e. real time video victimization mobile camera .it discover the face of existing video and also with real time video victimization the adaptive algorithm instead of choice based algorithm. It discover and estimate the hue channel information. By victimization Gaussian mixture model it discover the foreground, background and occlusion of the mobile camera .

#### VII. BACKGROUND SUBTRACTION

Background subtraction is common and widely used for generating a foreground mask namely binary image containing pixels belonging to moving objects in the scene by using static camera.

Background calculates the foreground masking performing a subtraction between the current frame and a background model. Containing the static part of the scene.

Background model consist of two steps

- 1) Background initialization
- 2) Background update Read the data from the videos by using video capture by using imread. Create and update the background model by using background sub tractor class. Get and show the foreground mask using by imshow.

There are two different methods for foreground mask  
1)MOG 2)MOG2



Figure a



Figure b



Figure c



Figure d

It explains about how the background subtraction occurs in step by step process. When the input image is background modeling and genetic learning system through threshold pool it process the data. when the background modeling finish the processing. It just pass to background

subtraction from the given input of the image using the histogram analysis and segment the data using threshold vector. When we preprocessing the data we get an new image.

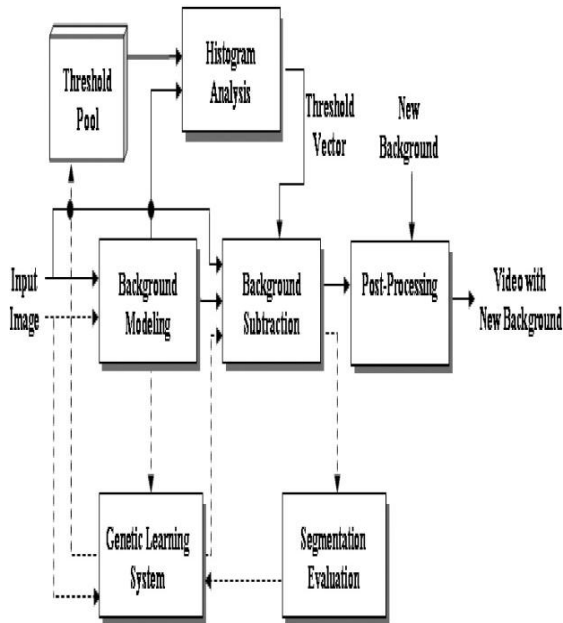


Fig 12 Block diagram

### VIII. CONCLUSION

The background estimation, foreground detection, face detection in conjunction with hue and occlusion in the real time videos victimization Gaussian mixture model area unit experimental tested in practical scenario's.

Original image is captured from the mobile camera and fed into adaptive algorithm instead of choice based algorithm. In future use background subtraction and foreground masking are done.

### REFERENCE

[1] G.L.Foresti , C.S. Regazzoni and R.Visvanathan , "Scanning the issue /technology – Special is use on video communication processing and understanding for third generation surveillance system "IEEE, vol. 89, no. 10, pp. 1355–1367, Oct. 2001.

[2] S.Misra,M. Reisslein, and G. Xue, "A survey of multimedia streaming in wireless sensor networks," IEEE Communications Surveys & Tutorials, Fourth Quarter, vol. 10, no. 4, pp. 18–39, 2008.

[3] Y. Si, J. Mei, and H. Gao, "Novel approaches to improve robustness, accuracy and rapidity of iris recognition systems," IEEE Trans. Ind. Inf., vol. 8, no. 1, pp. 110– 117, 2012.

[4] P. N. Huu, V. Tran-Quang, and T. Miyoshi, "Image compression algorithm considering energy balance on wireless sensor networks," in IEEE Int. Conf. Industrial Informatics (INDIN), Osaka, Japan, Jul. 13–16, 2010, pp. 1005–1010.

[5] A. Hampapur,L.Brown,J.Connell,A.Ekin, N. Haas,M. Lu,H.Merkel, S. Pankanti, A. Senior, C.-F. Shu, and Y. L. Tian, "Smart video surveillance: Exploring the concept of multiscale spatiotemporal tracking," IEEE Spatial Process. Mag., vol. 22, no. 2, pp. 38–51, Mar. 2005.

[6] D.Wu,Y.T.Hou, andY. Q. Zhang, "Transporting real-time video over the internet: Challenges and approaches," Proc. IEEE, vol. 88, no. 12, pp. 1855–1877, Dec. 2000.

[7] C. Caione, D. Brunelli, and L. Benini, "Distributed compressive sampling for lifetime optimization in dense wireless sensor networks," IEEE Trans. Ind. Inf., vol. 8, no. 1, pp. 30–40, 2012.

[8] M. García-Valls, P. Basanta-Val, and I. Estévez-Ayres, "Adaptive realtime video transmission over DDS," in IEEE Int. Conf. Industrial Informatics (INDIN), Osaka, Japan, Jul. 13–16, 2010, pp. 130–133